


Intelligent Multi-Strategy Currency Factor



As an independent currency specialist, Mesirow Currency Management has been delivering innovative, customized currency solutions to institutional clients globally since 1990.¹ Being a private, employee owned firm, Mesirow is free from many conflicts of interest associated with bank-affiliated organizations or publicly held firms and is fully aligned with the interests of its clients.

BENEFITS

- Based on well established economic theories for trading currencies
- Systematic in nature
- Transparent and easy to understand

BACKGROUND

- Strategy commenced trading January 2000
- Aims to improve risk-adjusted returns vs simple currency factors

INVESTMENT APPROACH

- Applies a risk filter and adjusts trade sizes in periods of risk aversion for Carry
- Links the magnitude of the trade signal's information co-efficient to the size of trade weight

INTELLIGENT MULTI-STRATEGY CURRENCY FACTOR

Description	Currency factor returns
Investment style	Multi-strategy, Systematic, Monthly trading
Region	G10
Instruments	FX forwards
Structural details	
Vehicles offered	Managed accounts
Liquidity	Daily
Investment manager	Mesirow Currency Management
Regulators	FCA (UK) / SEC (US) / CFTC (US) / SFC (HK)

\$162B currency assets²

30+ currency professionals

15+ portfolio management average years' experience

20+ trading average years' experience

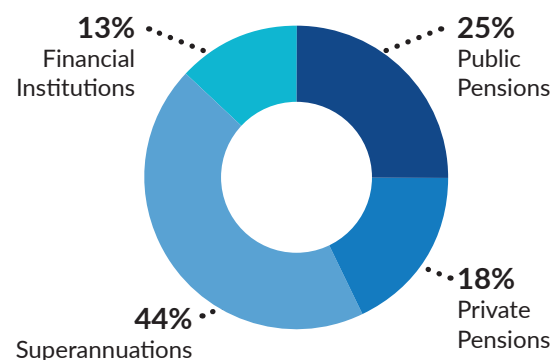
4 global office locations

24 hours trading capabilities

\$715B annual trading volume

20+ panel of bank counterparties

GLOBAL INSTITUTIONAL CLIENT TYPE²



Source: MCM and Bloomberg. Mesirow Intelligent Currency Factors returns are generated with the benefit of hindsight. Performance prior to December 2020 for the Mesirow Intelligent Currency Factors represents hypothetical trading using backfilled data and does not represent trading of an actual client account. Past performance is not necessarily indicative of future results. Actual results may materially differ from those shown throughout this presentation. Please refer to the disclaimer page at the end of this paper for important additional information. Reports for the Multi-Strat Currency Factor strategy published prior to April 1, 2024 included net performance returns calculated using implied management fees of 0.5% per annum. This fee level no longer accurately reflects a prospect's actual potential fee schedule. Net returns shown herein for the Multi-Strat Currency Factor strategy have been calculated using an implied fee of 0.2% per annum and this revised fee schedule has been applied to historical and future net returns on April 1, 2024. | The information contained herein is intended for institutional clients, Qualified Eligible Persons, Eligible Contract Participants, or the equivalent classification in the recipient's jurisdiction, and is for informational purposes only. Nothing contained herein constitutes an offer to sell an interest in any Mesirow investment vehicle. It should not be assumed that any trading strategy incorporated herein will be profitable or will equal past performance. Please see the disclaimer at the end of the materials for important additional information.

MONTHLY PERFORMANCE DATA

(Hypothetical returns, January 2000 – November 2020 | Live returns, December 2020 – March 2024)

	MTD	QTD	YTD	1-Year*	3-Year (pa)*	5-Year (pa)*	Since January 2000 (pa)*
Gross of fees	0.70%	1.34%	1.34%	-0.49%	0.24%	0.90%	3.45%
Net of fees	0.68%	1.29%	1.29%	-0.69%	0.04%	0.69%	3.24%

*Annualized numbers

SUMMARY STATISTICS

(Hypothetical returns, January 2000 – November 2020 | Live returns, December 2020 – March 2024)

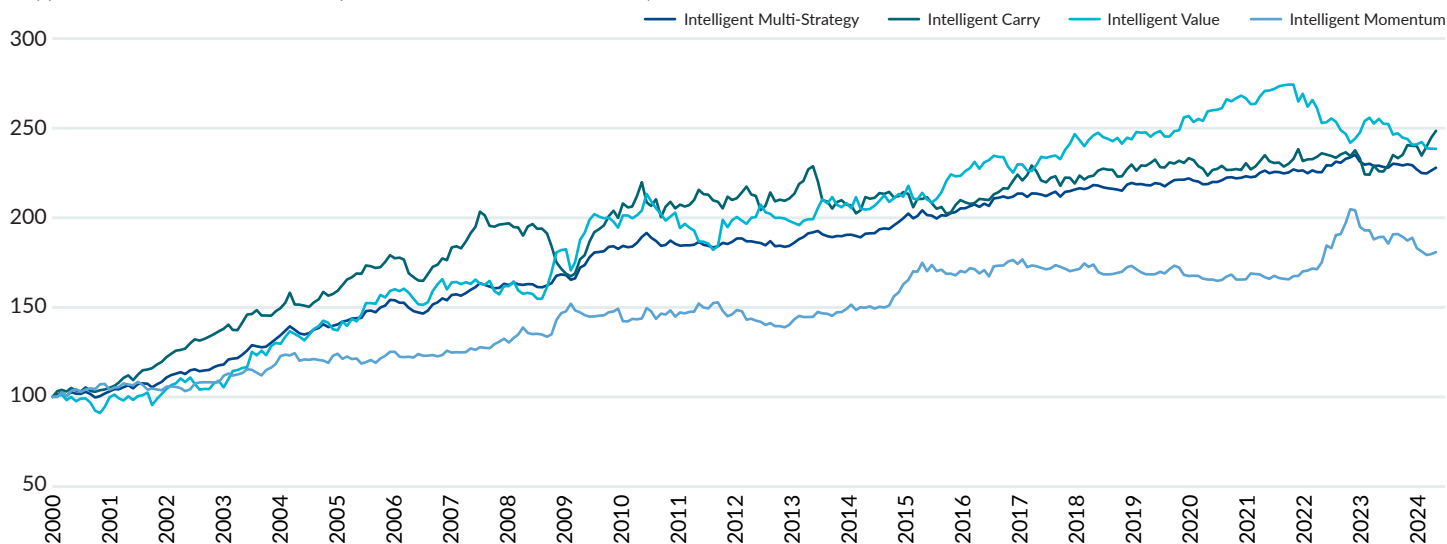
	Gross	Net
Annualized return	3.45%	3.24%
Annualized risk	3.21%	3.21%
Return/Risk	1.08	1.01
Maximum drawdown	-4.90%	-5.01%
% Months positive	60%	60%
12m rolling return	-0.49%	-0.69%
6m rolling return	-0.81%	-0.91%
3m rolling return	1.34%	1.29%

CORRELATION

	Equities (MSCI World)	Bonds (Barclays Global Agg.)	Commodities (Thomson Reuters CRB Commodity Index)
Intelligent Multi-Strategy	0.01	-0.15	-0.07
Sub-factors			
Intelligent Carry	0.35	-0.01	0.29
Intelligent Value	-0.12	-0.16	-0.25
Intelligent Momentum	-0.21	-0.05	-0.12

NET ASSET VALUE: GROSS PERFORMANCE OF THE INTELLIGENT MULTI-STRATEGY CURRENCY FACTOR AND THE SUB-COMPONENTS

(Hypothetical returns, January 2000 – November 2020 | Live returns, December 2020 – March 2024)



About Mesirow

Mesirow is an independent, employee-owned financial services firm founded in 1937. Headquartered in Chicago, with locations around the world, we serve clients through a personal, custom approach to reaching financial goals and acting as a force for social good. With capabilities spanning Global Investment Management, Capital Markets & Investment Banking, and Advisory Services, we invest in what matters: our clients, our communities and our culture.

To learn more visit [mesirow.com](https://www.mesirow.com).

If you have any questions or comments, please contact Joe Hoffman, CEO, Currency Management. 312.595.7019 joseph.hoffman@mesirow.com

Source: MCM and Bloomberg. Mesirow Intelligent Currency Factors returns are generated with the benefit of hindsight. Performance prior to December 2020 for the Mesirow Intelligent Currency Factors represents hypothetical trading using backfilled data and does not represent trading of an actual client account. Past performance is not necessarily indicative of future results. Actual results may materially differ from those shown throughout this presentation. Please refer to the disclaimer page at the end of this paper for important additional information. Reports for the Multi-Strat Currency Factor strategy published prior to April 1, 2024 included net performance returns calculated using implied management fees of 0.5% per annum. This fee level no longer accurately reflects a prospect's actual potential fee schedule. Net returns shown herein for the Multi-Strat Currency Factor strategy have been calculated using an implied fee of 0.2% per annum and this revised fee schedule has been applied to historical and future net returns on April 1, 2024.

INTELLIGENT MULTI-STRATEGY CURRENCY FACTOR: MONTHLY PERFORMANCE DATA

(Hypothetical returns, January 2000 – November 2020 | Live returns, December 2020 – March 2024)

	JAN	FEB	MAR	APR	MAY	JUN	JUL	AUG	SEP	OCT	NOV	DEC	YTD
Gross performance ()													
2000	1.13	1.41	-2.04	2.25	-0.91	-0.17	1.14	-1.16	-1.86	0.72	1.43	1.22	3.08
2001	1.18	-0.05	1.13	1.01	-1.62	2.29	0.36	-0.23	-1.87	1.62	1.23	2.31	7.50
2002	1.22	0.66	0.75	-0.94	1.90	0.47	-0.95	0.42	0.25	1.39	0.83	0.36	6.51
2003	2.42	0.28	0.29	1.61	1.83	2.38	-0.47	-0.44	0.21	1.79	1.57	1.55	13.76
2004	1.87	1.85	-1.40	-1.49	-0.43	0.53	1.52	0.61	1.51	-1.10	0.48	0.56	4.52
2005	1.10	0.38	0.80	0.20	0.08	2.61	0.22	-0.67	1.82	0.69	2.10	-0.14	9.54
2006	-0.90	0.03	-1.83	-1.28	-0.46	-0.43	1.14	2.25	0.78	1.48	-0.69	1.90	1.93
2007	0.21	-0.47	0.95	1.17	0.90	1.38	-0.54	-0.58	-0.64	0.17	1.47	-0.47	3.55
2008	0.84	-0.57	-0.23	0.26	-0.03	-0.96	-0.09	0.62	0.81	2.53	0.43	-0.24	3.39
2009	-1.49	0.40	3.68	0.81	2.46	1.50	0.16	0.27	1.32	0.19	-0.83	0.94	9.72
2010	-0.38	0.14	1.19	1.74	1.16	-1.36	-0.98	-1.43	0.28	1.33	-0.99	-0.55	0.07
2011	0.12	-0.03	0.18	0.87	-0.87	-0.35	-0.46	0.34	1.03	-0.32	0.61	1.06	2.19
2012	-0.01	-0.83	0.00	-0.30	-0.23	-0.71	1.29	-1.54	0.17	-0.32	0.30	0.95	-1.26
2013	1.09	0.54	1.12	0.28	0.43	-0.98	-0.52	-0.32	0.37	-0.06	0.39	0.03	2.37
2014	-0.36	-0.40	1.07	0.09	0.10	1.09	0.30	-0.16	1.00	1.00	1.03	1.30	6.19
2015	-1.30	0.63	1.57	-1.30	-0.11	-0.83	0.90	-0.09	0.71	0.31	0.99	0.04	1.46
2016	0.57	0.48	-0.66	0.84	-0.58	2.01	0.17	0.33	-0.38	0.35	0.79	0.00	3.97
2017	-0.87	0.96	-0.08	-0.26	-0.39	0.59	0.55	-1.26	1.23	0.20	0.40	0.34	1.40
2018	-0.19	0.32	0.70	-0.16	-0.42	-0.21	-0.17	-0.18	-0.30	1.58	0.40	-0.32	1.04
2019	0.03	-0.20	-0.14	0.58	-0.17	-0.63	0.89	0.69	0.09	0.00	0.37	-0.58	0.93
2020	-0.26	-0.65	0.03	0.54	0.00	0.45	0.68	0.08	-0.27	0.12	0.39	-0.26	0.85
2021	0.20	0.89	0.57	-0.62	0.32	-0.06	-0.31	0.20	0.76	-0.33	0.11	-0.68	1.04
2022	0.70	-0.45	-0.06	1.75	-0.07	0.94	-0.24	0.98	0.31	0.68	-1.68	-0.73	2.10
2023	0.22	-0.57	0.12	-0.34	-0.17	0.98	-0.13	-0.31	0.29	-0.24	-1.00	-0.89	-2.04
2024	-0.10	0.74	0.70										1.34
Net performance ()													
2000	1.11	1.39	-2.05	2.24	-0.92	-0.18	1.12	-1.18	-1.88	0.70	1.41	1.20	2.88
2001	1.16	-0.07	1.11	0.99	-1.64	2.27	0.34	-0.25	-1.89	1.61	1.21	2.30	7.29
2002	1.21	0.65	0.73	-0.96	1.88	0.45	-0.97	0.40	0.23	1.37	0.82	0.35	6.30
2003	2.40	0.27	0.27	1.59	1.82	2.36	-0.48	-0.45	0.19	1.77	1.55	1.53	13.53
2004	1.85	1.83	-1.42	-1.51	-0.45	0.52	1.51	0.60	1.49	-1.12	0.47	0.54	4.31
2005	1.08	0.36	0.79	0.18	0.07	2.60	0.20	-0.69	1.81	0.68	2.09	-0.15	9.32
2006	-0.91	0.01	-1.84	-1.30	-0.47	-0.45	1.12	2.23	0.77	1.47	-0.70	1.88	1.73
2007	0.19	-0.49	0.93	1.15	0.88	1.37	-0.56	-0.60	-0.66	0.15	1.45	-0.49	3.34
2008	0.83	-0.58	-0.25	0.24	-0.04	-0.98	-0.10	0.60	0.80	2.52	0.41	-0.25	3.18
2009	-1.50	0.39	3.66	0.79	2.44	1.48	0.14	0.26	1.31	0.17	-0.85	0.92	9.50
2010	-0.40	0.12	1.17	1.73	1.14	-1.37	-1.00	-1.45	0.26	1.32	-1.01	-0.57	-0.13
2011	0.11	-0.05	0.16	0.85	-0.89	-0.36	-0.47	0.33	1.02	-0.33	0.59	1.04	1.99
2012	-0.03	-0.85	-0.01	-0.32	-0.25	-0.73	1.27	-1.56	0.15	-0.34	0.28	0.93	-1.45
2013	1.08	0.52	1.10	0.27	0.42	-1.00	-0.54	-0.34	0.35	-0.07	0.37	0.01	2.17
2014	-0.38	-0.42	1.05	0.07	0.08	1.07	0.28	-0.18	0.99	0.98	1.02	1.28	5.98
2015	-1.32	0.61	1.55	-1.32	-0.13	-0.85	0.89	-0.11	0.69	0.29	0.97	0.02	1.26
2016	0.56	0.46	-0.68	0.83	-0.59	2.00	0.15	0.31	-0.40	0.33	0.78	-0.02	3.76
2017	-0.89	0.95	-0.10	-0.27	-0.40	0.58	0.53	-1.27	1.21	0.18	0.38	0.32	1.19
2018	-0.21	0.30	0.69	-0.17	-0.44	-0.23	-0.18	-0.20	-0.32	1.57	0.38	-0.34	0.83
2019	0.01	-0.21	-0.15	0.57	-0.18	-0.65	0.87	0.68	0.07	-0.02	0.35	-0.60	0.72
2020	-0.27	-0.67	0.02	0.52	-0.02	0.43	0.66	0.06	-0.29	0.10	0.37	-0.27	0.65
2021	0.18	0.87	0.55	-0.64	0.30	-0.07	-0.33	0.18	0.74	-0.35	0.10	-0.69	0.84
2022	0.68	-0.46	-0.07	1.73	-0.09	0.92	-0.26	0.96	0.29	0.66	-1.69	-0.75	1.90
2023	0.21	-0.59	0.10	-0.36	-0.18	0.97	-0.15	-0.32	0.27	-0.25	-1.02	-0.91	-2.23
2024	-0.12	0.72	0.68										1.29

Mesirow Intelligent Currency Factors returns are generated with the benefit of hindsight. Performance prior to December 2020 for the Mesirow Intelligent Currency Factors represents hypothetical trading using backfilled data and does not represent trading of an actual client account. Past performance is not necessarily indicative of future results. Actual results may materially differ from those shown throughout this presentation. Please refer to the disclaimer page at the end of this paper for important additional information. Reports for the Multi-Strat Currency Factor strategy published prior to April 1, 2024 included net performance returns calculated using implied management fees of 0.5% per annum. This fee level no longer accurately reflects a prospect's actual potential fee schedule. Net returns shown herein for the Multi-Strat Currency Factor strategy have been calculated using an implied fee of 0.2% per annum and this revised fee schedule has been applied to historical and future net returns on April 1, 2024.

1. Track record for Currency Risk Management Overlay strategies prior to May 2004, the date that the Currency Risk Management team joined Mesirow, occurred at prior firms. Track record for Currency Alpha and Macro strategies prior to October 1, 2018, the date that the Currency Alpha and Macro Strategies team joined Mesirow, occurred at prior firms.

2. As of 3.31.2024, Currency assets under management includes AUM associated with (i) active and passive currency risk management products \$160.32 billion, (ii) non-fx overlay strategies such as equitization and beta overlays \$785.90 million, and (iii) alpha strategies \$1.86 billion. In all such cases, AUM is calculated based on notional value of currency investments. Additionally, AUM for alpha strategies is adjusted because clients can select a volatility target (generally between 2% and 12% annualized), which is normalized to 2% in order to create a consistent depiction of alpha strategy AUM. This results in a "scaled" AUM, which is higher than the actual aggregate notional value of all alpha strategy portfolios if clients have selected a volatility target higher than 2%. As of 3.31.2024, the "unscaled" AUM for alpha strategies was \$448.81 million.

Past performance is not an indication of future results. Actual results may be materially different from the results achieved historically.

Nothing herein is meant to be taken as a recommendation to buy or sell a particular asset or invest in a particular strategy.

Mesirow Currency Management ("MCM") is a division of Mesirow Financial Investment Management, Inc. ("MFIM") a SEC registered investment advisor, a CFTC registered commodity trading advisor and a member of the NFA and Mesirow Financial International UK, Ltd. ("MFIUK"), authorized and regulated by the FCA. The information contained herein is intended for institutional clients, Qualified Eligible Persons and Eligible Contract Participants or the equivalent classification in the recipient's jurisdiction and is for informational purposes only. This information has been obtained from sources believed to be reliable, but is not necessarily complete and its accuracy cannot be guaranteed. Any opinions expressed are subject to change without notice. It should not be assumed that any recommendations incorporated herein will be profitable or will equal past performance. Mesirow does not render tax or legal advice. Nothing contained herein constitutes an offer to sell or a solicitation of an offer to buy an interest in any Mesirow investment vehicle(s). Any offer can only be made through the appropriate Offering Memorandum. The Memorandum contains important information concerning risk factors and other material aspects of the investment and should be read carefully before an investment decision is made.

Australian Investors: The information contained herein is intended for Wholesale Clients only and is for informational purposes only. This document is not a prospectus or product disclosure statement under the Corporations Act 2001 (Cth) (Corporations Act) and does not constitute a recommendation to acquire, an invitation to apply for, an offer to apply for or buy, an offer to arrange the issue or sale of, or an offer for issue or sale of, any securities or investment service in Australia, except as set out below. The strategy has not authorised nor taken any action to prepare or lodge with the Australian Securities & Investments Commission an Australian law compliant prospectus or product disclosure statement. Accordingly, this strategy and document may not be issued or distributed in Australia other than by way of or pursuant to an offer or invitation that does not need disclosure to investors under Part 6D.2 or Part 7.9 of the Corporations Act, whether by reason of the investor being a 'wholesale client' (as defined in section 761G of the Corporations Act and applicable regulations) or otherwise. This document does not constitute or involve a recommendation to acquire, an offer or invitation for issue or sale, an offer or invitation to arrange the issue or sale, or an issue or sale, of any strategy or investment service to a 'retail client' (as defined in section 761G of the Corporations Act and applicable regulations) in Australia.

Canadian Investors: The information contained herein is intended for Permitted Clients only and is for informational purposes only. This confidential material pertains to the offering of the currency strategies described herein only in those jurisdictions and to those persons where and to whom they may be lawfully offered for sale, and only by persons permitted to sell such strategies. This material is not, and under no circumstances is to be construed as, an advertisement or a public offering of the strategies described herein in Canada. No securities commission or similar authority in Canada has reviewed or in any way passed upon this document or the merits of the strategies described herein, and any representation to the contrary is an offence.

Netherlands and Luxembourg Investors: The information contained herein is intended for Professional Clients as the term is defined by MiFID II and is for informational purposes only. Recipients that are classified under MiFID II as retail clients must opt up to Professional Clients before receiving any services from Mesirow Currency Management.

Japanese Investors: Mesirow Currency Management provides discretionary investment management services to managed accounts held on behalf of qualified investors only. MCM will not act as agent or intermediary in respect of the execution of a discretionary investment management agreement. Please note that this presentation is intended for educational purposes and solely for the addressee and may not be distributed.

Hong Kong Investors: The contents of this document have not been reviewed by any regulatory authority in Hong Kong. You are advised to exercise caution in relation to the contents of this document. You should obtain independent professional advice prior to considering or making any investment. The investment is not authorized under Section 104 of the Securities and Futures Ordinance of Hong Kong by the Securities and Futures Commission of Hong Kong. Accordingly, the distribution of this Presentation Material and discretionary management services in Hong Kong are restricted. This Presentation Material is only for the use of the addressee and may not be distributed, circulated or issued to any other person or entity.

South Korean Investors: Upon attaining a client, Mesirow Financial Investment Management, Inc. ("MFIM") will apply for the appropriate licenses and retain the services of a local licensed intermediary (a Korean financial investment company). In the interim, MFIM will rely on and sub-delegate to Mesirow Advanced Strategies, Inc. ("MAS").

This material is not intended for investment nor distribution purposes, but is being provided to the addressee for educational purposes only. This book may contain privileged and/or confidential information and is intended solely for the use of the addressee. If this information was received in error, you are strictly prohibited from disclosing, copying, distributing or using any of this information and are requested to contact the sender immediately and destroy the material in its entirety, whether electronic or hardcopy. Nothing contained herein constitutes an offer to sell or a solicitation of an offer to buy an interest in any Mesirow investment vehicle or to invest in any strategy. Any offer can only be made to Qualified Professional Investors through the appropriate Investment Management Agreement or Offering Memorandum, which contains important information concerning risk factors and other material aspects of the investment and should be read carefully before an investment decision is made.

Mesirow Financial Investment Management, Inc. ("MFIM") is not making any representation with respect to the eligibility of any potential investors or recipients of this material to invest in or acquire any interests therein under the laws of Korea, including but without limitation the Foreign Exchange Transaction Act and Regulations thereunder. The investment or interests may only be offered to Qualified Professional Investors, as such term is defined under the Financial Investment Services and Capital Markets Act, and no investment or any of the interests may be offered, sold or delivered, or offered or sold to any person for re-offering or resale, directly or indirectly, in Korea or to any resident of Korea except pursuant to applicable laws and regulations of Korea.

Singapore Investors: Mesirow Currency Management provides discretionary investment management services to managed accounts held on behalf of qualified investors only. MCM will not act as agent or intermediary in respect of the execution of a discretionary investment management agreement. Please note that this presentation is intended for educational purposes and solely for the addressee and may not be distributed.

Swiss Investors: The information contained herein is intended for Professional Clients as the term is defined by MiFID II and is for informational purposes only. Recipients that are classified under MiFID II as retail clients must opt up to Professional Clients before receiving any services from Mesirow. Services are only offered to Regulated Qualified Investors, as defined in Article 10 of the Swiss Collective Investment Scheme Act. There can be no guarantee investment advice will be profitable or meet its investment objectives.

United Kingdom Investors: In the United Kingdom, this communication is directed only at persons who fall within the definition of a "professional client" as defined in COBS 3.5 of the FCA handbook.

Additional Information: Currency strategies are only suitable and appropriate for sophisticated investors that are able to lose all of their capital investment. This communication may contain privileged and/or confidential information. It is intended solely for the use of the addressee. If this information was received in error, you are strictly prohibited from disclosing, copying, distributing or using any of this information and are requested to contact the sender immediately and destroy the material in its entirety, whether electronic or hardcopy.

Certain strategies discussed throughout the document are based on proprietary models of MCM or its affiliates. No representation is being made that any account will or is likely to achieve profits or losses similar to those referenced.

Performance pertaining to the Intelligent Currency Factor strategies may be stated gross of fees or net of fees. Performance information that is provided net of fees reflects the deduction of implied management and performance fees. Reports for the Multi-Strat Currency Factor strategy published prior to April 1, 2024 included net performance returns calculated using implied management fees of 0.5% per annum. This fee level no longer accurately reflects a prospect's actual potential fee schedule. Net returns shown herein for the Multi-Strat Currency Factor strategy have been calculated using an implied fee of 0.2% per annum and this revised fee schedule has been applied to historical and future net returns on April 1, 2024. Performance information that is provided gross of fees does not reflect the deduction of advisory fees. Client returns will be reduced by such fees and other expenses that may be incurred in the management of the account. Hypothetical model performance information and results prior to December 2020 do not reflect actual trading or asset or fund advisory management and the results may not reflect the impact that material economic and market factors may have had, and can reflect the benefit of hindsight, on MCM's decision-making if MCM were actually managing client's money in the same manner. Any chart, graph, or formula should not be used by itself to make any trading or investment decision. Any currency selections referenced herein have been included to illustrate the market impact of certain currencies over specific time frames. The inclusion of these is not designed to convey that any past specific currency management decision by MCM would have been profitable to any person. It should not be assumed that currency market movements in the future will repeat such patterns and/or be profitable or reflect the currency movements illustrated above.

Comparisons to any indices referenced herein are for illustrative purposes only and are not meant to imply that a strategy's returns or volatility will be similar to the indices. The strategy is compared to the indices because they are widely used performance benchmarks.

The MSCI World Index is a broad global equity index that represents large and mid-cap equity performance across all 23 developed markets countries. It covers approximately 85% of the free float-adjusted market capitalization in each country. The Bloomberg Barclays Global Aggregate Index is a measure of global investment grade debt from 24 local currency markets. This multi-currency benchmark includes treasury, government-related, corporate and securitized fixed-rate bonds from both developed and emerging markets issuers. The TR/CC CRB Excess Return Index is an arithmetic average of commodity futures prices with monthly rebalancing.

Mesirow refers to Mesirow Financial Holdings, Inc. and its divisions, subsidiaries and affiliates. The Mesirow name and logo are registered service marks of Mesirow Financial Holdings, Inc., © 2024, Mesirow Financial Holdings, Inc. All rights reserved. Investment management services provided through Mesirow Financial Investment Management, Inc., a SEC registered investment advisor, a CFTC registered commodity trading advisor and member of the NFA, or Mesirow Financial International UK, Ltd. ("MFIUK"), authorized and regulated by the FCA, depending on the jurisdiction.